

2017-2018
Migrant Fall PEIMS Training

Workshop #: 70588

September 21, 2017

Agenda

- PEIMS Background
- Fall Submission
- Summer Submission
- Migrant Identification
- NGS vs SIS vs PEIMS

PEIMS Background

The Public Education Information Management System (PEIMS) encompasses all data requested and received by TEA about public education, including student demographic and academic performance, personnel, financial, and organizational information.

- Major categories of data collected are: organizational, budget, actual financial, staff, student demographic, program participation, school leaver, student attendance, course completion, and discipline.
- TSDS TEDS: A standard set of definitions, codes, formats, procedures, and dates
- 4 Submission each academic year: Fall, Midyear, Summer, ESY

Fall Submission

PEIMS Submission 1 encompasses student and staff information as of the Snapshot date, Prior Year Leavers, and Budget for the Current Year.

- Close of School-Start Window (*Always the last Friday in September*) ~~September 29, 2017~~ October 27th, 2017
 - *This school year has been changed due to Hurricane Harvey*
- SNAPSHOT DATE - Always the last Friday in October - *October 27, 2017*
- First submission due dates
 - November 30, 2017 – Due to Region 1
 - *December 7, 2017 – Due to TEA*
- Resubmission due date
 - January 11, 2018 – Due to Region 1
 - *January 18, 2018 – Due to TEA*
- Data available to customers - February 15, 2018

Migrant Students

- Students enrolled on Snapshot (last Friday in October)
 - MIGRANT-INDICATOR-CODE of 1 must have a current Certificate of Eligibility (COE) on file at the LEA or regional education service center completed and signed by an individual trained by the Texas Migrant Education Program (MEP). The LEA should ensure that all school-aged students coded as Migrant for PEIMS should match all children listed on the COE.
 - Includes ADA = 0 (enrolled, not in membership)
 - Students should be coded with a date on or before Snapshot to be extracted for PEIMS

Migrant Code and Economic Disadvantage

- Both PEIMS elements are reported in Fall collection
- If student is Migrant, then can be automatically considered Economic Disadvantage (code 99)
 - Student must have a current Certificate of Eligibility on file
- The earlier Migrant status is determined then the earlier Economic Disadvantage Code can be determined
 - Which means they don't have to collect an income survey from parent/guardian

Migrant Students & Early Childhood Programs

- There may be Migrant students ages three and four who are enrolled in home-based early childhood programs or campus-based early childhood programs.
- These students should be reported for PEIMS.
- Migrant Department at Region One found that districts might be underreporting these students.
- Migrant Department should confirm these students are part of Fall PEIMS Reports

Migrant Students & Early Childhood Programs

Documentation Required

- Migrant students ages three and four, who are enrolled in home-based or campus-based early childhood programs funded wholly or in part by Title I, Part C (Migrant) funds
 - Enrollment Form Packet (which contains Ethnicity Questionnaire, Military Connected Form, Home Language Survey)
 - Birth certificate or other proof of identity
 - Immunization records
 - Social Security Card if available
- How this is obtained depends on each school district. Usually the Migrant Dept. staff is the first contact to the parents so they can collect this information and forward to campuses for inputting in SIS.

Migrant Students & Early Childhood Programs

PEIMS Coding for home-based programs

(ex: A Bright Beginning Program)

- Enroll in student information system
- E0017 Grade Level = EE
- E0984 Migrant-Indicator-Code = 1 (Yes)
- E0787 ADA-Eligibility-Code = 0 Enrolled, but not in membership
- E0785 Economic-Disadvantage-Code = 99 (Have Migrant Dept print out COE)
- E0894 Title-I-Part-A-Indicator = 0

Migrant Students & Early Childhood Programs

PEIMS Coding campus-based programs

- Enroll in student information system
- E0017 Grade Level = PK
 - Note: Migrant Dept. at Region One said School Districts have certified teachers and a Bright Beginning Curriculum which is aligned to PK TEKS.
- E0984 Migrant-Indicator-Code = 1 (Yes)
- E0787 ADA-Eligibility-Code = 0 or 2 (depending on the hours of instruction and if they go every day)
- E0785 Economic-Disadvantage-Code = 99 (Have Migrant Dept. print out COE)
- E0894 Title-I-Part-A-Indicator = Based on campus Title One
- Immunizations

Leaver Record

- Leaver Records (students enrolled in grades 07-12 during the prior school year but didn't re-enroll with you or didn't enroll in other School District/Charter school before the last Friday in September, or didn't obtain a GED by Aug 31)
 - Non-Dropout Leaver Records (ex: 01 Graduate, 82 Enroll out of state)
 - Dropout Leaver Records
 - Those that are Migrant must have a MIGRANT-INDICATOR-CODE of 1

School-Start Window

- The school-start window extends from the first day of school through the last Friday in September.
- Dropout Recovery
- If a student was in grade 7-12 during the prior year, does not enroll in the LEA within the school-start window, does not enroll in another Texas public school, does not receive a General Educational Development (GED) in Texas by August 31st, and is not accounted for by other state reconciliation processes, then a Leaver information is reported

Leaver Codes

- 01 Graduated From A Campus In This District Or Charter
- 03 Died
- 16 Return To Home Country
- 24 College, Pursue Associate's or Bachelor's Degree
- 60 Home Schooling
- 66 Removed-Child Protective Services
- 78 Expelled For Offense Under TEC 37.007, Cannot Return
- 81 Enroll In TX Private School
- 82 Enroll In School Outside Texas
- 83 Withdrawn By District Because Not Entitled To Enrollment
- 85 Graduated Outside Texas Before Entering A Texas Public School-Entered A Texas Public School-Left Again
- 86 GED Outside Texas
- 87 Enroll In University High School Diploma Program
- 88 Court-ordered to a GED program, has not earned a GED
- 89 Incarcerated in state jail or federal penitentiary as an adult
- 90 Graduated from another state under provisions of the Interstate Compact on Educational Opportunity for Military Children
- 98 Other

Fall Submission - Dropouts

- Dropout means any student that did not
 - Enroll with your school District (before the close of the School Start window – last Friday in Sept.) or
 - Enroll with another School District (before the close of the School Start window – last Friday in Sept.) or
 - Submitted as a non-dropout leaver code (ex: 82 – Enrolled Out of State)

Migrant Leaver Process

1. Migrant students that do not make it to the districts School Start Window or Snapshot will be coded with a leaver code of 98 in the Fall submission and resubmission.
2. Migrant students should also have the correct as of status code.
3. If the student enrolls in your school after the School Start Window but before Snapshot date, the student should have an As of Status Code D = Student Was Enrolled In The District In The Prior School Year, Was Not Enrolled In The District Within The School-Start Window In The Current School Year And Was Enrolled In The District On The Fall As Of Date In The Current School Year
4. If the student enrolls in your school after the School Start Window and after the Snapshot date, but before the PEIMS Resubmission Date, the student should have an As of Status Code of E = Student Was Enrolled In The District In The Prior School Year, Was Enrolled In The District In The Current Year But Not Within The School-Start Window And Not On The Fall As Of Date.
5. If the student enrolls in your school after the School Start Window and after the Snapshot date, but after the PEIMS Resubmission Date (January 18th, 2018), the student should have an As of Status Code of A = Student Was Enrolled In The District During The Prior School Year But Has Never Enrolled In The District During The Current Year.
6. School district should monitor the students as of status code on the resubmission to ensure that the students are coded correctly per their enrollment status.
7. After verifying the procedure on steps 1 and 6 the rest of the process is performed by TEA. According to Glenn Shelton from TEA, there is a process that TEA runs at the end of the PEIMS Fall resubmission that reconciles the information in various databases and verifies the enrollment and reporting of the Migrant Leavers.

Migrant Leaver Process

- If the Student is still considered Migrant, make sure MIGRANT-INDICATOR-CODE = 1
- If you report Dropouts records for Students Coded as Migrants and with As-of-Status = D and E then they will not be part of the final Dropout List.
- TEA will not include these Migrant Dropouts in their District Dropout Rate
- Verify with District PEIMS Coordinator/Specialist

PEIMS Fall Reports for Verification

- PDM1-124-002 Dropout Roster
 - Verify if there are any students on here who enrolled out of state – avoid over reporting a dropout
 - Verify all Migrant students have the Migrant Indicator (and correct As-of-Status)

Texas Education Agency
 PDM1-124-002
 v17.1.1
 *** CONFIDENTIAL ***

LEA: 108

Grade: 09

TSDS PEIMS DROPOUT ROSTER
 LEA-level Data
 Campuses: All
 2016 - 2017 Fall Collection, Resubmission

Tuesday 01/24/2017 5:18 PM
 Page 1 of 7

- Prior Year Data -

Student Name	Unique ID	Student ID	Local ID	S e x	E t h	Leaver Reason Code	Econ Disadv	Special Education	Econ Disadvantage	LEP	Bil	ESL	Mig	CTE	GT	At Risk
			69	F	H	98	01	0	01	1	0	2	0	2	0	1
			11	F	H	98	01	0	01	0	0	0	0	0	0	1
			04	M	H	98	99	0	99	0	0	0	0	2	0	1

Migrant and Accountability

- ***Annual Dropout Rates***

$$\text{annual dropout rate} = \frac{\text{number of students who dropped out during the school year}}{\text{number of students enrolled during the school year}} \times 100$$

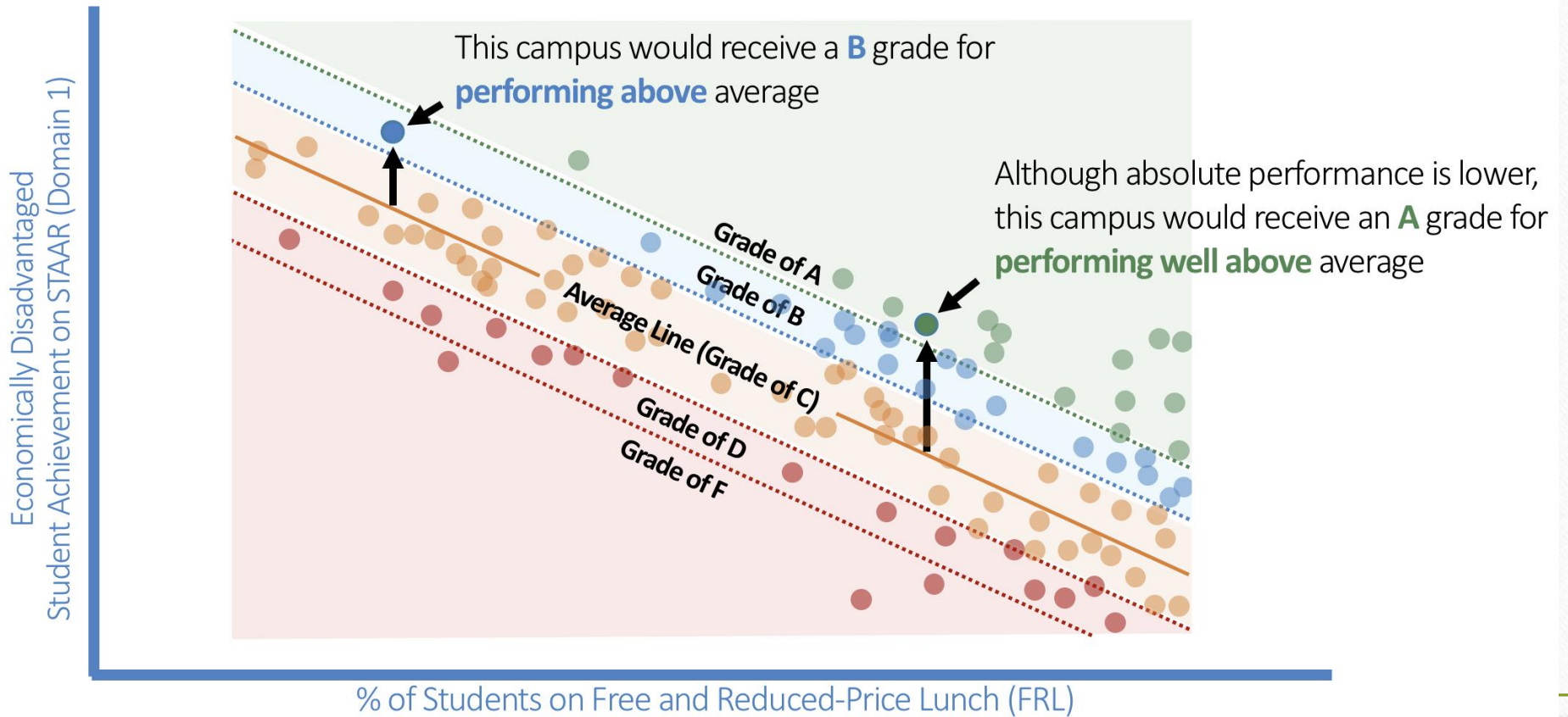
http://tea.texas.gov/acctres/drop_annual/1415/level.html

- **Annual Graduation Rate** = $\frac{\text{graduates}}{\text{graduates} + \text{continuers} + \text{GED recipients} + \text{dropouts}} \times 100$
longitudinal graduation rate

<http://tea.texas.gov/acctres/completion/2015/level.html>

Economic Disadvantage – A-F Accountability System

Domain III: Closing the Gaps



Migrant and PBMAS

- Performance-Based Monitoring Analysis System – TEA data system that reports annually on the performance of school districts and charter schools in
 - Bilingual education,
 - English as a second language,
 - LEP
 - Career and technical education,
 - Special education,
 - Certain Title programs under the No Child Left Behind Act
 - Migrant

TEXAS EDUCATION AGENCY
2016 PERFORMANCE-BASED MONITORING ANALYSIS SYSTEM

REGIONAL REPORT

No Child Left Behind

Region 01 ESC
County-District Number: 108950

INDICATOR	(a) 2016 PBMAS PL 0 CUT POINTS OR STATE RATE	(b) 2016 REGION RATE	(c) 2016 NUMERATOR	(d) 2016 DENOMINATOR	(e) 2016 PERFORMANCE LEVEL	(f) 2016 REGION RATE	(g) 2015 REGION RATE	(h) 2014 REGION RATE	(i) 2014 - 2016 CHANGE
1. TITLE I, PART A STAAR® 3-8 PASSING RATE									
(i) MATHEMATICS	70.0 - 100	75.9	129,050	170,088	0	75.9	70.5		
(ii) READING	70.0 - 100	72.1	127,027	176,190	0	72.1	72.5		
(iii) SCIENCE	65.0 - 100	74.2	43,327	58,423	0	74.2	65.8		
(iv) SOCIAL STUDIES	65.0 - 100	59.8	17,585	29,413	1	59.8	57.5		
(v) WRITING	70.0 - 100	69.2	40,450	58,447	1	69.2	68.7		
2. TITLE I, PART A STAAR® EOC PASSING RATE									
(i) MATHEMATICS	65.0 - 100	81.7	27,778	34,000	0	81.7	79.7		
(ii) SCIENCE	75.0 - 100	85.6	27,165	31,742	0	85.6	87.5		
(iii) SOCIAL STUDIES	70.0 - 100	88.4	25,484	28,838	0	88.4	84.9		
(iv) ENGLISH LANGUAGE ARTS	60.0 - 100	63.2	46,846	74,180	0	63.2	62.9		
3. TITLE I, PART A ANNUAL DROPOUT RATE (GRADES 7-12)	0 - 1.8	1.2	2,213	180,217	0	1.2	1.6	1.7	-0.5
4. TITLE I, PART A GRADUATION RATE	80.0 - 100	89.3	22,818	25,563	0	89.3	88.4	88.3	1.0
5. MIGRANT STAAR® 3-8 PASSING RATE									
(i) MATHEMATICS	70.0 - 100	66.4	4,154	6,252	1	66.4	60.6		
(ii) READING	70.0 - 100	58.7	3,732	6,354	2	58.7	59.8		
(iii) SCIENCE	65.0 - 100	61.7	1,332	2,159	1	61.7	53.7		
(iv) SOCIAL STUDIES	65.0 - 100	44.8	505	1,127	3	44.8	41.0		
(v) WRITING	70.0 - 100	55.8	1,165	2,089	2	55.8	53.9		
6. MIGRANT STAAR® EOC PASSING RATE									
(i) MATHEMATICS	65.0 - 100	67.2	1,065	1,584	0	67.2	67.0		
(ii) SCIENCE	75.0 - 100	74.9	1,108	1,480	1	74.9	77.6		
(iii) SOCIAL STUDIES	70.0 - 100	81.1	1,259	1,552	0	81.1	76.5		
(iv) ENGLISH LANGUAGE ARTS	60.0 - 100	48.9	1,848	3,779	2	48.9	51.4		
7. MIGRANT ANNUAL DROPOUT RATE (GRADES 7-12)	0 - 1.8	2.8	270	9,787	1	2.8	2.9	3.2	-0.4
8. MIGRANT GRADUATION RATE	80.0 - 100	81.6	1,389	1,703	0	81.6	83.2	82.8	-1.2

Summer Submission

- **PEIMS Submission 3** includes attendance data, discipline data, classroom link data.
- Submission 3 is due to TEA during the summer months, but the file contains data for the entire school year.

Migrant Code and PEIMS Summer Submission

- MIGRANT-INDICATOR-CODE 1 for a migrant student who has a current Certificate of Eligibility (COE) on file at the district or regional education service center completed and signed by an individual trained by the Texas Migrant Education Program (MEP) as of the last day of enrollment for the student during the school year.
- Represents all Students for the whole year except ADA =0 enrolled not in membership
- If they leave throughout the year and leave as Eligible Migrant status, leave MIGRANT-INDICATOR-CODE 1 regardless if it expires later on in the year.
 - Run a report before the Year is Over to make sure you're not Under-reporting Migrants
- If they are still enrolled throughout the year but eligibility expires, close the MIGRANT-INDICATOR-CODE 1 with the day their eligibility expires
 - Run a report before the Year is Over to make sure you're not Over-reporting Migrants
- Reconcile the counts submitted through PEIMS with NGS reports
- Review PEIMS Report: PDM3-120-002 Migrant Students By Grade and PDM3-120-007 Student Indicator Report by Grade

Migrant Code and Economic Disadvantage

- Both PEIMS elements are reported in Summer PEIMS collection
- If student is Migrant, then can be automatically considered Economic Disadvantage (code 99)
 - Student must have a current Certificate of Eligibility on file
- The earlier Migrant status is determined then the earlier Economic Disadvantage Code can be determined
 - Which means they don't have to collect an income survey from parent/guardian

Migrant Code and ADA Funding

- A migrant adjustment is available for districts with a migrant population of 5% or more
 - Best four of six six-week periods used
 - Migrant population comes from the **PEIMS Summer Submission status**
- Review PEIMS Report PDM3-130-005 Comparison of Current and Prior Year Attendance. Current Year column will include best of four six weeks if Migrant at least 5%.

Texas Education Agency PDM3-130-005 v16.3.1		TSDS PEIMS COMPARISON OF CURRENT AND PRIOR YEAR ATTENDANCE LEA-level Data Campuses: All 2015 - 2016 Summer Collection, Resubmission			Wednesday 07/20/2016 4:32 PM Page 1 of 1
LEA: [REDACTED]		2014-2015	2015-2016	Change	% Change
Total Refined ADA (includes EE-12)		28,987.037	28,157.158*	-829.879	-2.863
Career & Technical Education FTE		2,135.438	1,892.863	-242.575	-11.359
Total Special Education FTE		485.322	481.044	-4.278	-0.881
Speech Therapy FTE	(00)	33.050	34.147	1.097	3.319
Homebound FTE	(01)	4.154	4.333	0.179	4.309
Hospital Class FTE	(02)	0.000	0.000	0.000	0.000
Resource Room FTE	**	288.785	276.269	-12.516	-4.334
VAC FTE	(08)	0.000	0.000	0.000	0.000
Off Home Campus FTE	***	0.000	0.000	0.000	0.000
State School FTE	(30)	0.000	0.000	0.000	0.000
Residential Care/Treat FTE	****	0.000	0.000	0.000	0.000
Self-Contained Mild/Mod FTE	*****	150.087	155.979	5.892	3.926
Full-Time Early Spec Ed	(45)	9.246	10.316	1.070	11.573
Special Education Mainstream Refined ADA		521.154	565.110	43.956	8.434
Bilingual/ESL Refined ADA		11,854.314	11,672.537	-181.777	-1.533
Pregnancy Related Services FTE		8.641	9.763	1.122	12.985
Gifted & Talented Enrollment #		2,788	2,519	-269	-9.648
LEP Counts #		15,276	15,516	240	1.571

5% Rule

- A migrant adjustment is available for districts with a migrant population of 5% or more (best four of six six-week periods used in this case).
- See Region One ADA Summary

Migrant Child Definition

The term ‘migratory child’ means a child or youth who made a qualifying move in the preceding 36 months—

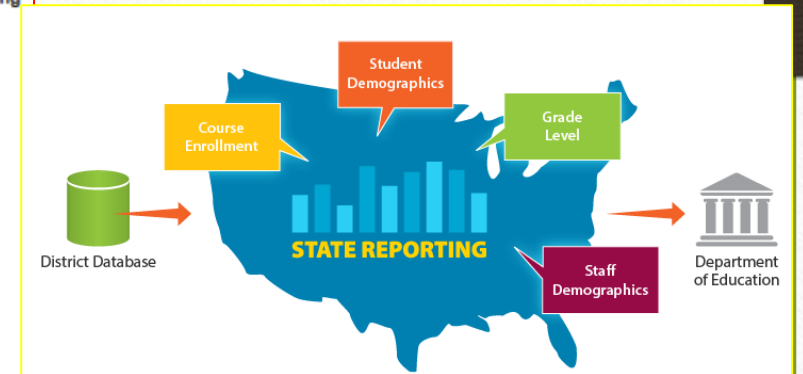
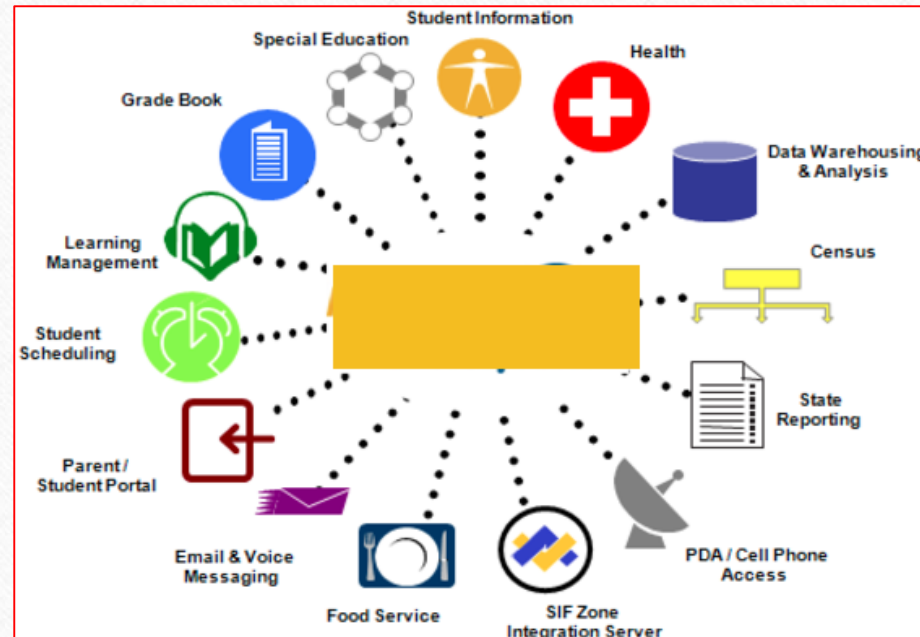
(A) as a migratory agricultural worker or a migratory fisher; or


(B) with, or to join, a parent or spouse who is a migratory agricultural worker or a migratory fisher.

The definition for a migratory child remains the same:

- Children ages birth -21, no US issued diploma or High School Equivalency;
- Children who moved on own or to join a parent/guardian or spouse who is a migratory worker;
- Children are eligible for 36 months from the QAD.

NGS vs SIS vs PEIMS





Know your SIS



*^Overview ^Personal Info Address/Phone Medical Info Federal Info

TX T STEM Stu Ind
Selected: 0 Total: 1

<input type="checkbox"/> Start Date	End Date	T-STEM Indicator	Comments
<input type="checkbox"/>		N/A	

TX ECHS Stu Ind
Selected: 0 Total: 1

<input type="checkbox"/> Start Date	End Date	ECHS Indicator	Comments
<input type="checkbox"/>		N/A	

TX Military Enlistment
Selected: 0 Total: 1

<input type="checkbox"/> Effective Date	Military Enlistment Ind	Comment
<input type="checkbox"/>	N/A NO YES	

- Date Driven Vectors.
- Accurate record keeping
- Does what is on the current COE show up in the Migrant Field?

Questions?

Region One ESC PEIMS Contacts

Diana Pérez
Information Technology
PEIMS Department
956-984-6096
dperez@esc1.net

Sergio Saenz
Information Technology
PEIMS Department
956-984-6090
sesaenz@esc1.net